

# ***Random Student Drug Testing***



***Chris Steffner, Superintendent  
Livingston Public Schools  
Livingston, NJ 07039  
973-535-8000 ext 8010  
csteffner@livingston.org***

*Deciding to randomly drug test is not about how bad your drug problem is, but about how much you are willing to do to keep your students off of drugs.*





## Research shows:

---

***If we can delay the onset of  
drug use***

***or***

***diminish the frequency ...***

***We reduce the risk  
of addiction for that child***

## *Marijuana use during adolescence:*

---

- » Associated with higher risk of drug use or addiction in adulthood
- » Associated with higher risk of abuse / dependence on other drugs
- » Predicts an increased risk of psychosis

# *Developmental Cognitive Neuroscience*

Participants who began using marijuana at the age of 16 or younger demonstrated brain variations that indicate arrested brain development in the prefrontal cortex, the part of the brain responsible for judgment, reasoning and complex thinking. Individuals who started using marijuana after age 16 showed the opposite effect and demonstrated signs of accelerated brain aging.

# Development of a Comprehensive Program

---

- » Student and Parent Education Programs
- » Student Assistance Programs and Student Assistance Counselors
- » Assemblies and programs
- » Extra-curricular Clubs and Athletic
- » Under Suspicion Drug Testing Policies
- » Random Student Drug Testing Policies

# Adult Vs. Teen Brain



- Most of the activity in the adult brain is in the frontal lobe
  - Thinking, reasoning, planning

- Most of the activity in the teen brain is focused in the center
  - Pleasure reward center

# Random Student Drug Testing

---





# Under Suspicion Testing VS Random Drug Testing

---


Catch students who are using drugs & alcohol




Deters drugs & alcohol use



Punish



Confidential & Non-Punitive



# Under Suspicion vs. Random Drug Testing

## Under Suspicion Identification / Punitive *REACTIVE*

- » 1 to 2 week suspension from school
- » 30-60 day removal from all extra-curricular activities
- » Notification to local law enforcement
- » Inclusion of information in discipline file

## Random Drug Testing Deterrent/Early Intervention *PROACTIVE*

- » No suspension from school
- » May be removed from extra-curricular activities (usually 1 week - 1 month)
- » Cannot be shared with local law enforcement-Results are strictly confidential
- » Cannot be included in any discipline files

# Under Suspicion Testing includes- ***ALL STUDENTS***



# Random Student Drug Testing Programs Can Include:

---



*All athletes*



*Students who  
Volunteer to be  
in the program*

*All students involved in  
extra-curricular  
Activities*



*All students  
granted  
permits  
for on-campus  
parking*

# Court Decisions

---



**TLO-U.S. Supreme Court-1985 (New Jersey)**

**Vernonia- U.S. Supreme Court -1995 (Oregon)**

**Earls-U.S. Supreme Court-2002 (Oklahoma)**

**Hunterdon Central-NJ Supreme Court 2002**

**New Jersey Statute- 18A:40A-22-2005**

# Striking a Balance

## Federal Law & State Law

*Vernonia & Earls-U.S. Supreme Court Decisions*  
*Hunterdon Central- NJ Supreme Court Decision*  
Balancing 3 Factors

- (1) the nature of the **privacy** interest at issue;
- (2) the character of the **intrusion**; and
- (3) the nature and **immediacy** of the **governmental concern** and the efficacy of the means employed to address that concern.

*In balance*  
*Upheld the tests*



# What the critics say...

- Violation of civil rights
- Ineffective
- Costly
- Reduction in participation in athletics & extra-curricular activities
- Should test everyone
- Negative impact on culture & climate
- Students will binge drink or use drugs not on the panel
- Privacy Issues
- Responsibility of the parents

•

•

# Where is the evidence?

---

- » **Hunterdon Central Study**
- » **SATURN Study**
- » **Ball State Study**
- » **Work of Joseph McKinney & Robert DuPont**



[www.studentdrugtesting.org](http://www.studentdrugtesting.org)



# Hunterdon Central 1999 Survey Results

---

The 1999 survey showed that of the 28 categories of drug use evaluated by the survey, drug use went down in 20 categories. For example, in the highest risk drug use category of "Multi-Drug Users" the rates went down:

9th Grade -- 57% decrease

10th Grade -- 100% decrease

11th Grade -- 14% decrease

12th Grade -- 52% decrease

# Hunterdon Central 2002 Survey Results

---

**In 2002, following a three-year suspension of the random drug testing program due to litigation, survey results showed drug use was up in 18 of the 28 categories compared to the 1999 data showing decreases in these categories. In the high risk category of “Multi-Drug Users” the rates went up:**

**9th Grade -- 316% increase  
10th Grade -- 100% increase  
11th Grade -- 52% increase  
12th Grade -- 209% increase**

# Hackettstown High School Data

as reported on ADAS Percent of 9th-12th grade  
during the month prior to surveys who reported marijuana use

---

9 <sup>th</sup> Graders 2006-07	13%	
9 <sup>th</sup> Graders 2007-08	13%	No change
10 <sup>th</sup> Graders 2006-07	12%	
10 <sup>th</sup> Graders 2007-08	27%	125.00% increase
11 <sup>th</sup> Graders 2006-07	17%	
11 <sup>th</sup> Graders 2007-08	26%	52.94% increase
12 <sup>th</sup> Graders 2006-07	17%	
12 <sup>th</sup> Graders 2007-08	33%	94.12% increase
Overall change for Grades 9-12	57.12% Increase  (If you eliminate the 9 <sup>th</sup> graders - 90.3% overall increase)	

# 2007 Comparison of 52 NJ High Schools of similar DFG and Population

---

	26 RSDT SCHOOLS	26 NON-TESTING SCHOOLS
TOTAL ENROLLMENT	37,923	39,184
DAILY ATTENDANCE RATE	94.8%	89.8%
GRADUATION RATE	96%	95.4%
SUSPENSION RATE	11%	15.9%
DROP OUT RATE	.9%	1.1%
EXPULSION RATE	1	14
% OF STUDENTS PASSING STATE STANDARDIZED TESTS	95.2%	91.6%
AVG MATH/LA SATs	511/496	505/489
% OF STUDENTS GOING ON TO HIGHER EDUCATION	90.9%	89.3%

# Hunterdon Central 2012-13 Survey Results

---

Annual Hunterdon Central Athletic and Extra Curricular participant and parent survey results indicate that 75%-80% of students and parents “Agree” or “Strongly Agree” with the following statement:

*I believe that the RSDT program deters drug / alcohol use during the season or when involved in an activity.*



# Hunterdon Central

## 2012-13 Survey Results (cont)

---

There is a decrease in perceived effectiveness of 15%-20% when asked:

*I believe that the RSDT program deters drug / alcohol use out of season or when not involved in an activity.*



© 2015 Pixar. All rights reserved. www.pixar.com

# Hunterdon Central's RSDT Results

(With a student population of 3000-3200)

Year	# of Students in testing pool	# of Students Tested	# of Positives	% of Positives
2006-07	1900	526 (28% of pool tested)	8	1.5
2007-08	2302	598 (26%)	3	.5
2008-09	2331	425 (18%)	5	1.1
2009-10	2380	532 (22%)	12	2.2
2010-11	2433	639 (26%)	6	.9
2011-12	2420	640 (26%)	20	3.1
2012-13	2392	1113 (46%)	15	1.3
2013-14	2303	1484 (64%)	11	.008
2014-15	2277	794 (34.8%)	6	.75
<b>Totals</b>	<b>20, 738</b>	<b>6751(32.5%)</b>	<b>86</b>	<b>1.27%</b>

# Average COSTS for RSDT (in house screening)

---

Test cups - \$5.25 each

EtG - \$24.95


Confirmation of a GCMS and MRO - \$100.00

200 screens X \$5.25 = \$1,050

20 EtG X \$25.00 = \$1,040

20 GCMS X \$100.00 = \$2,000

Total \$4,090







***It is so much wiser to build  
children than to repair  
adults***